

M57SH56-Txx

HIGH TORQUE Bipolar Stepping motor - 1,8°



Introduction

The M57SH56-Txx is a bipolar stepper motor with terminal-box, optionally equipped with a Push-Pull or Line-Driver incremental encoder.

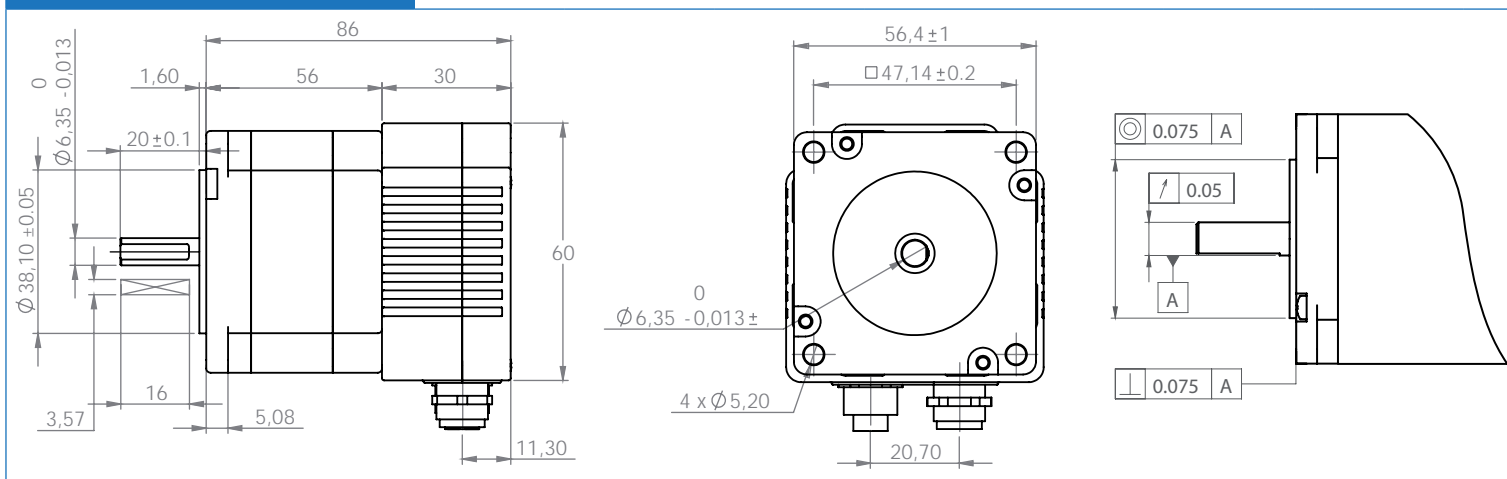
The connection of the motor and the ecoder is made through M12 circular connectors.



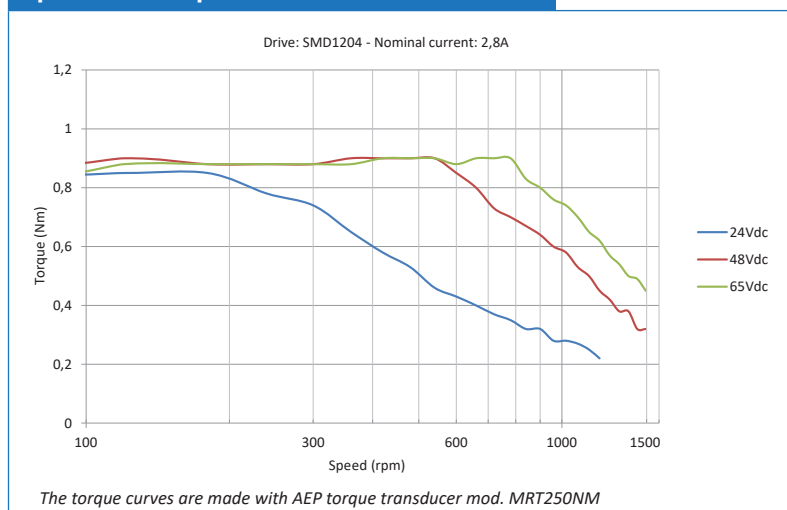
Specifications

Model	Current/ phase	Resistance/ phase	Inductance/ phase	Detent torque	Holding torque	Rotor inertia	Encoder	Weight
M57SH56-T-C	2,8 A	0,9 Ω	2,5 mH	40 mNm	1,26 Nm	300 gcm ²	-	0,7 Kg
M57SH56-TO0512P24C	2,8 A	0,9 Ω	2,5 mH	40 mNm	1,26 Nm	300 gcm ²	Push-pull	0,7 Kg
M57SH56-TO0512L05C	2,8 A	0,9 Ω	2,5 mH	40 mNm	1,26 Nm	300 gcm ²	Line-driver	0,7 Kg

Mechanical dimensions



Speed vs Torque curve



Motor characteristics

Step Angle	1,8° ± 5%
Insulation Class	B
Ambient Temperature	-20 °C .. +50 °C
Temperature Rise	80°C max (2 phase ON)
Insulation Resistance	100 M Ω min 500Vdc
Dielectric Strength	500 VAC FOR ONE MINUTE
Shaft Radial Play	0,02mm (with 450g load)
Shaft Axial Play	0,08mm (with 450g load)
Max Radial Force	75N (20mm FROM FRONT FLANGE)
Max Axial Force	10 N

Caution

Insert and tighten firmly the connectors before powering the motor. **Never disconnect any connector when powered.** Installation and maintenance must be carried out by qualified technicians only. The operator must have detailed information to be able to carry out this work.

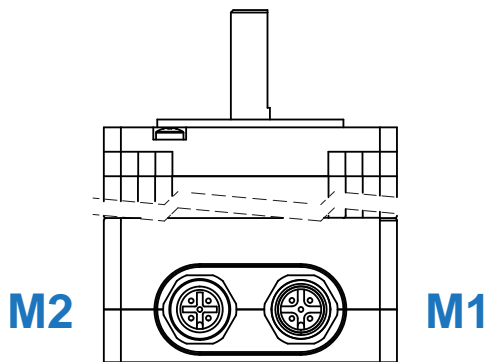
- Unexpected dangers may be encountered
- An incorrect use may destroy this product and the connected equipments.

M57SH56-Txx

HIGH TORQUE Bipolar Stepping motor - 1,8°



Connectors layout



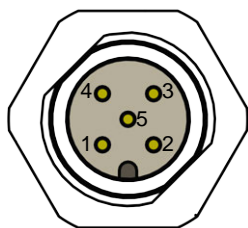
Encoder characteristics

	PUSH-PULL	LINE DRIVER
V _{SUPPLY}	+24 V _{DC}	+5 V _{DC}
I _{MAX} (NO LOAD)	80 mA	
I _{MAX}	60 mA each channel	
F _{OUT} MAX	300 KHz	
COUNT/REV	512	
PROTECTION DEGREE	IP54	
WORKING TEMPERATURE	-20 .. +80 °C	

Motor connector

M1

M12 5 Pin male

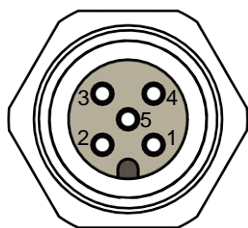


PIN	Description	Cable color matching	
1	Phase A -	BROWN	
2	Phase A	WHITE	
3	Phase B -	BLUE	
4	Phase B	BLACK	
5	Shield	GREY	

Push-Pull encoder connector

M2

M12 5 Pin female

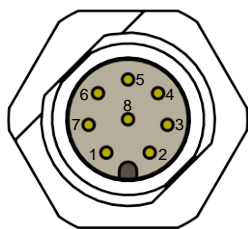


PIN	Description	Cable color matching	
1	V _{IN} (+24V _{DC})	BROWN	
2	Channel A	WHITE	
3	Common	BLUE	
4	Channel B	BLACK	
5	Channel Z	GREY	

Line-Driver encoder connector

M2

M12 8 Pin male



PIN	Description	Cable color matching	
1	Channel Z +	WHITE	
2	V _{IN} (+5V _{DC})	BROWN	
3	Channel A +	GREEN	
4	Channel A -	YELLOW	
5	Channel B +	GREY	
6	Channel B -	PINK	
7	Common	BLUE	
8	Channel Z -	RED	

Ordering code

